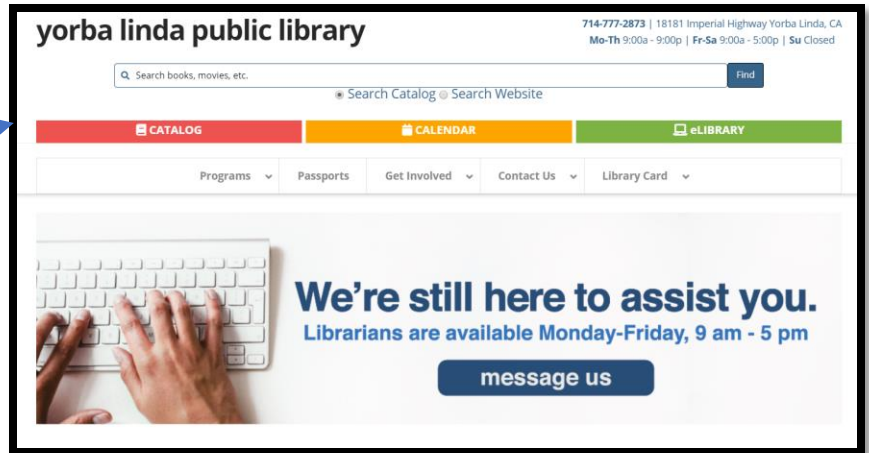


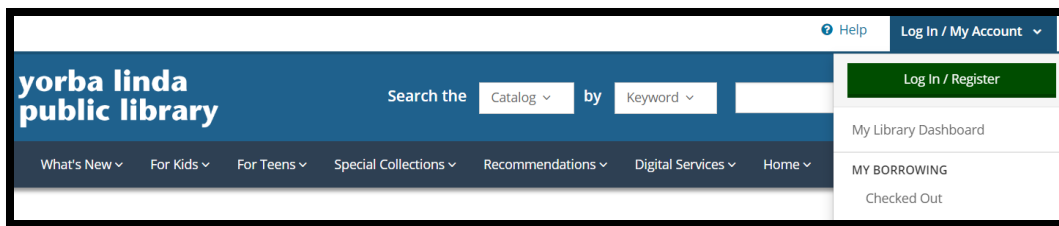
How to Reset Your Library PIN

Please note that the default PIN for all accounts is the last 4 digits of the telephone number on record.

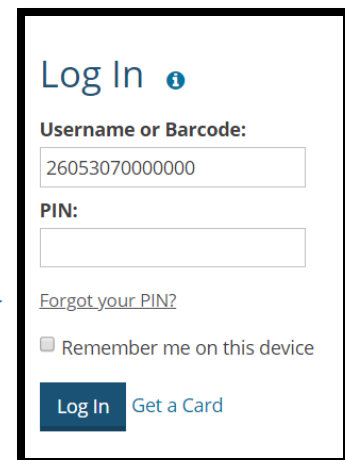
1. Visit us at ylpl.org and click on the red bar that says Catalog.



2. Click on Log In/ My Account. Select Log In/Register.



3. Enter your library barcode, found at the back of your library card. Enter all digits with no spaces. Click on [Forgot your PIN?](#)



4. Enter your library barcode. An email will be sent with reset instructions.

