

To Transfer an eBook to an eReader:

If you are interested in transferring an eBook to an eReader, please ask for our eReader instructions.

To Return a Book Early:

Books borrowed from our digital library will automatically return themselves at the end of the loan period. If you would like to return an item early, follow the directions below.

For Adobe Digital Editions:

Open Adobe Digital Editions on your computer.

If you do not see the book titles/icons, select "Library" at the upper left.

Right-click (or control-click on a Mac) on the title you want to return.

Click "Return Borrowed Item".

A dialog box will appear asking you if you are sure you want to return the item. Click "Return" to confirm.


For Overdrive:

Open Overdrive on your computer.

Right-click (or control-click on a Mac) on the title you want to return.

Select "Return to Library".

A dialog box will appear asking you if you are sure you want to return the item. Click "Return" to confirm.



Computers:

Starting Up w/OverDrive – One Time Process

Download and install the required software:

On your computer:

Go to <http://www.ylpl.org/>.

Hover your cursor on "Digital Services".

Select "Download eBook/Audio" from the options that display.

Click on "Help" at the top right of the screen.

Select "Devices" from the choices at the top of the page.

Select either "Windows" or "Mac", as appropriate.

Download and install the necessary software.

For eBooks:

Download "Adobe Digital Editions".

Newer versions of Windows may be compatible with the Overdrive app. If you are able to use the Overdrive app, you can use both eBooks and eAudiobooks in the same program.

For eAudiobooks:

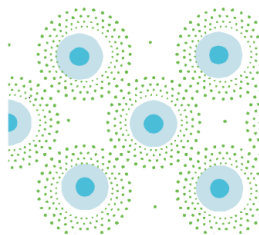
Download the compatible version of Overdrive.

Create an account and authorize your software:

Create a free account (using either your Yorba Linda Library Card number, an OverDrive account, or an Adobe ID), as prompted, to authorize Adobe Digital Editions or Overdrive on your computer.

You are now ready to check out an eBook or eAudiobook.

Continued on next page....



Computers: Choosing & Borrowing an eBook from the Library

To check out eBooks or eAudiobooks, you will need your library card bar code number.

On your computer:

Find an eBook or eAudiobook:

Go to: <http://www.ylpl.org/>

Hover your cursor on "Find/Renew Items".

Select "Digital Library" from the options that display.

Click on "Overdrive".

NOTE: Digital Library eBooks and eAudiobooks are also listed in the library catalog. The catalog record includes a link to the record in the Digital Library.

Scroll down to choose from the featured "Collections," browse the "Subjects" at the top left for books by category, or search the collection for a specific book using search box at the center top.

Look for "Filters" (at the top or left of the screen) to focus your search.

For example:

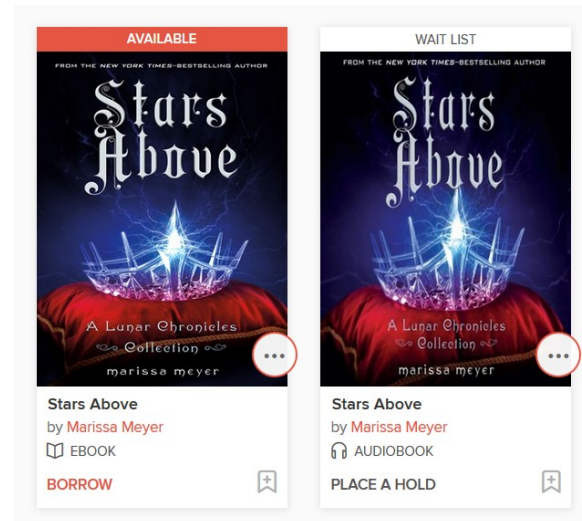
under "eBooks", select "EPUB eBook",
under "Audiobooks" select "MP3 Audiobook", or
under "Availability", choose "Available Now".

Available books have a red "AVAILABLE" banner at the top of the cover picture.

A white "WAIT LIST" banner means an item is checked out.
You may place a free hold using the link below the cover picture.

Look at the details below the book cover picture to see whether the item is an eBook or an eAudiobook.

You will also find a link to either borrow the item or to place a hold.



Borrow the book:

Once you find an available eBook or eAudiobook you would like, select "Borrow" below the book cover picture.

Enter your library bar code number (without spaces) in the designated box.

Download the book to your computer:

Select "My Account" near the top right of your screen.

NOTE: if you are not signed in, you will find this screen by selecting "Sign In" near the top right of your screen.

Select "Loans".

Find the icon for the book you wish to download.

Select "Download" (next to the book icon).

Select the "EPUB Book" format (for eBooks) or "MP3" format (for eAudiobooks),

Select "Confirm & Download".

For eBooks, you can now read the book on your computer in Adobe Digital Editions or Overdrive (depending on your device) or transfer the book to an eReader.

For eAudiobooks, you can listen on your computer using Overdrive.

Continued on next page....

